



The Body That Sets The Standard For Excellence




Full perimeter automotive neoprene bulb door seals (no break at latch) for complete weatherproof integrity.



Heavy duty thick treadplate floor




Stainless Steel Embossed Latch



Door channel design diverts water away from door opening to keep compartments dry.



All Omaha Standard products are e-coated to make them more durable and corrosion resistant giving you more value for your money.



Entire exterior made from 14-gauge two-sided A-40 galvanized zinc coated steel.




Stainless steel door hinges are mounted interiorly for greater security and easy replacement.



The standard "Rotary Latch Pickup Style Slam Tailgate" allows for one hand operation. Heavy duty pickup type cables hold the tailgate when open.



Automotive undercoating of entire body underside for total rust protection.




High strength die formed automotive style fender panel. Provides fire clearance for all truck applications.



Heavy duty all stainless steel rotary paddle latch combined with adjustable stainless steel striker post provide positive door closure.



Interior light guards provide light protection and routing for wire harness and reinforcement for rear compartment end panels.



Matches Or Exceeds Truck Manufacturers' Warranties

	6 YEAR LIMITED WARRANTY Hinges, Latches and Rust Through		3 YEAR LIMITED WARRANTY All Other Body Components
--	---	--	--

Rub rail protects lights and diverts water from compartments.



Spring-loaded over-center door retainers on all full-sized vertical doors.



3501 South 11th Street ■ Council Bluffs, Iowa 51501 USA
Phone 712-328-7444 ■ 800-279-2201 ■ FAX 800-568-7444
www.omahastd.com ■ e-mail: os@omahastd.com

In the interest of product improvement, Omaha Standard Inc. reserves the right to modify, change or revise design and specifications and furnish product so altered without prior notice.



OSSB 09-06